

Summer Reading Assignments: Rising 1st Graders

Dear Kindergarten Families,

As we approach the summer break, we encourage your child to continue reading during the summer. It is crucial for maintaining and further developing their literacy skills. To support this, we have assigned two book reports and a Reading and Math packet to be completed over the break. They will be due on the first day of school. Please refer to the list of books and complete the two book reports. Review the rubrics before completing.



The two book reports and Reading and Math packet are due September 10, 2026.



The last day to hand in the book reports and packet will be September 14, 2026 with a 5 point penalty for each book report and the packet.



After September 14th, the book reports and packets will no longer be accepted, and the grade will be a zero.

The book reports and packet will count towards your child's first marking period Reading and Math grades.

We hope you enjoy your summer!

Rising 1st Grade	Fiction (Title and Author) Book #1	Fiction (Title and Author) Book #2
	<i>Bathtime for Biscuit</i> by Alyssa Satin Capucilli	<i>Pig and Cat Are Pals</i> by Douglas Florian

Rubrics

Book Report 1

Criteria	Possible Points	Points Achieved
Name, Title, And Author Were Included	3	
The Report Is Neatly Handwritten In Pencil	2	
Favorite Part Drawing Was Neat and Neatly Colored	2	
Sentence Was Complete and Pertained to the Picture Drawn	2	
Completed With Proper Punctuation & Capitalization	3	
Total Possible Points	12	


Book Report 2

Criteria	Possible Points	Points Achieved
Name, Title, And Author Were Included	3	
The Report Is Neatly Handwritten In Pencil	2	
Favorite Part Drawing Was Neat and Neatly Colored	2	
Sentence Was Complete and Pertained to the Picture Drawn	2	
Completed With Proper Punctuation & Capitalization	3	
Total Possible Points	12	

Book Report 1 Grade	
Book Report 2 Grade	
Average Grade	

Reading and Math Packet

Packet	Possible Points	Points Achieved	Grade
Reading Portion of Packet	74	/74	
Math Portion of Packet	117	/117	




Kindergarten Book Report

Name [First and Last]

Title of the Book

Author


Draw a picture that shows your favorite part of the story.



Print a sentence about your picture.

Parent Signature

Date



41 Tuers Avenue
Jersey City, New Jersey 07306


Kindergarten Book Report

Name [First and Last]

Title of the Book

Author

Draw a picture that shows your favorite part of the story.




Print a sentence about your picture.

Parent Signature

Date



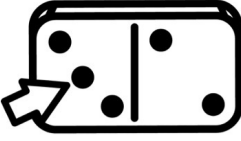







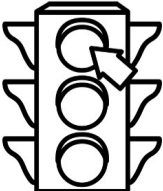

MY SUMMER REVIEW



Name: _____

Middle Sound Mix Up

Directions: Color the missing vowel sound in each word. Write the missing letter to complete the word.

 <table border="1" data-bbox="365 331 539 506"><tr><td>a</td><td>e</td></tr><tr><td>i</td><td>o</td></tr></table>	a	e	i	o	 <table border="1" data-bbox="852 331 1026 506"><tr><td>a</td><td>e</td></tr><tr><td>i</td><td>u</td></tr></table>	a	e	i	u	 <table border="1" data-bbox="1339 331 1513 506"><tr><td>a</td><td>e</td></tr><tr><td>i</td><td>o</td></tr></table>	a	e	i	o
a	e													
i	o													
a	e													
i	u													
a	e													
i	o													
j m	m g	d t												
 <table border="1" data-bbox="365 758 539 932"><tr><td>a</td><td>e</td></tr><tr><td>i</td><td>u</td></tr></table>	a	e	i	u	 <table border="1" data-bbox="852 758 1026 932"><tr><td>a</td><td>e</td></tr><tr><td>i</td><td>o</td></tr></table>	a	e	i	o	 <table border="1" data-bbox="1339 758 1513 932"><tr><td>a</td><td>e</td></tr><tr><td>i</td><td>u</td></tr></table>	a	e	i	u
a	e													
i	u													
a	e													
i	o													
a	e													
i	u													
h n	l p	p d												
 <table border="1" data-bbox="365 1188 539 1362"><tr><td>a</td><td>e</td></tr><tr><td>i</td><td>o</td></tr></table>	a	e	i	o	 <table border="1" data-bbox="852 1188 1026 1362"><tr><td>a</td><td>e</td></tr><tr><td>i</td><td>u</td></tr></table>	a	e	i	u	 <table border="1" data-bbox="1339 1188 1513 1362"><tr><td>a</td><td>e</td></tr><tr><td>i</td><td>o</td></tr></table>	a	e	i	o
a	e													
i	o													
a	e													
i	u													
a	e													
i	o													
w b	b b	m p												
 <table border="1" data-bbox="365 1619 539 1793"><tr><td>a</td><td>e</td></tr><tr><td>i</td><td>u</td></tr></table>	a	e	i	u	 <table border="1" data-bbox="852 1619 1026 1793"><tr><td>a</td><td>e</td></tr><tr><td>i</td><td>o</td></tr></table>	a	e	i	o					
a	e													
i	u													
a	e													
i	o													
c t	r d													


Name: _____

Directions: Point to the letter and say the sound. Color the picture that matches the word.



Blending Sounds




r u n



w i n





w e t



p o t



f a n



Name: _____

Directions: Read the words.
Write each word underneath
the picture that it matches.


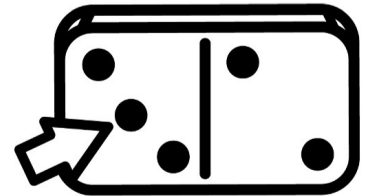

Write the Word

Word Bank

ham
gap
log

lid
dot
den

cut
hit
fed



Name: _____

Directions: Read the word. Change the beginning sound to make a new word to match the picture. Write the new word on the line.


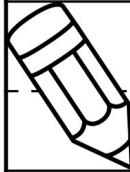


Summer CVC



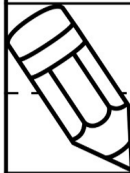
cat

change to



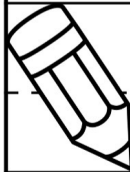

hen

change to



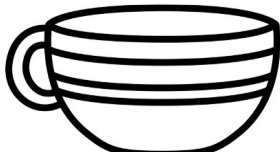
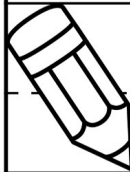

cop

change to



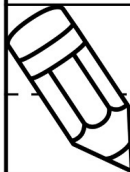

zip

change to




cup

change to




Name: _____

Directions: Unscramble the words and write them on the line to complete the sentence.



Summer Fix Up




hat red. My is



me? that Is sub for




make I dip. can the



big you Did see jet? the

Name: _____

Directions: Unscramble the words and write them on the line to complete the sentence.




Summer Fix Up



pen? you my Can find



the I big see bug. yellow



you. bag for The is





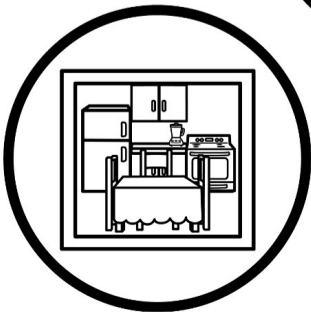



can dog run. My

Name: _____

Directions: Use the color code to color the nouns.

Bubbly Nouns



green	orange	purple	yellow
person	place	thing	animal







Name: _____



Directions: Color the digraph to complete the word. Write the word on the line.



Digraph Color and Write

	sh	ch	 spla
	th	wh	

	sh	ch	 bea
	th	wh	

	sh	ch	 ale
	th	wh	



	sh	ch	 ell
	th	wh	

	sh	ch	 row
	th	wh	

Name: _____

Beach L Blends

Directions: Color the blend that matches the picture. Use one word to write a sentence on the line below.



gl

pl

bl

sl




pl

gl

cl

fl

sl



fl

cl

sl

gl


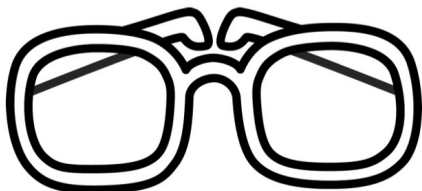
cl

fl

pl

gl

bl



gl

fl

bl

fl


pl

gl

cl

bl

sl



Name: _____



Let's Write

Writing Checklist

I used a capital letter.
 I see the dog.

I used space between words.
I see the dog.

I used punctuation. ? !

I drew a picture.
 


I used my best handwriting.
Aa Bb Cc 

In the summer I like

to eat




watermelon




ice pops



ice cream



s'mores



marshmallows



ABC order

Directions: Write the words in alphabetical order.
Remember to cross off each word you use.

1. _____

2. _____

3. _____

4. _____

5. _____



6. _____

7. _____

8. _____


bat red sit dog

tag pot fog hut





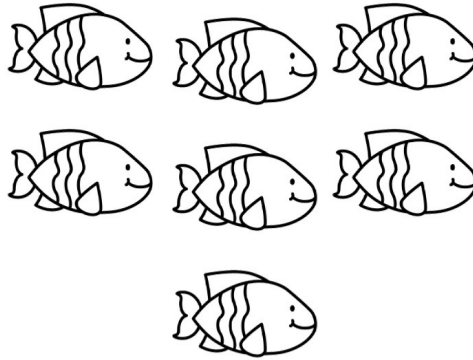
Name: _____

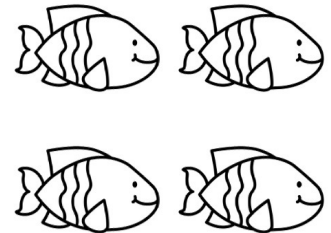
Directions: Count each set of fish.
Write the number on the line.





Counting Fish

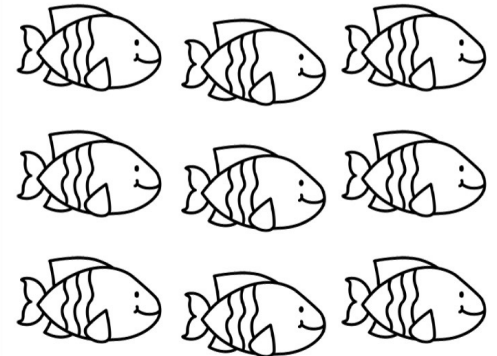


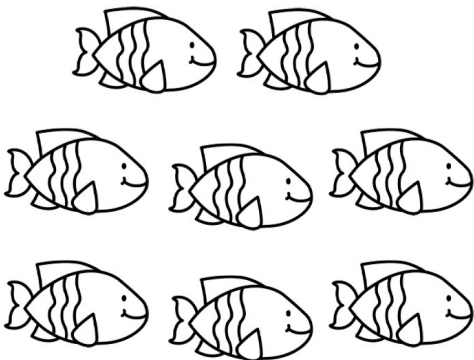














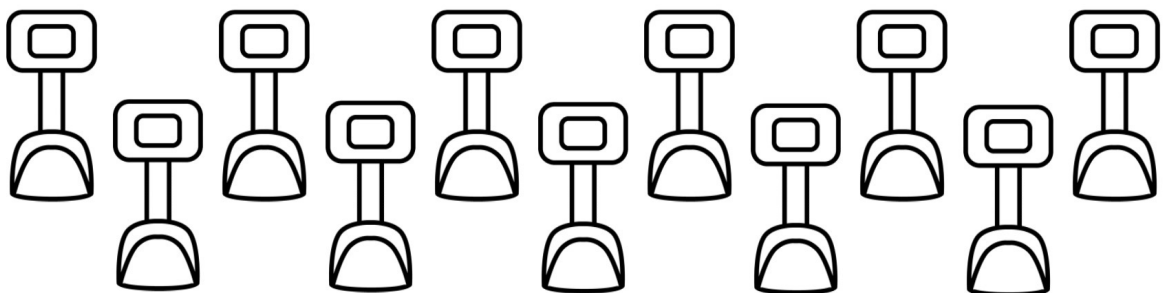
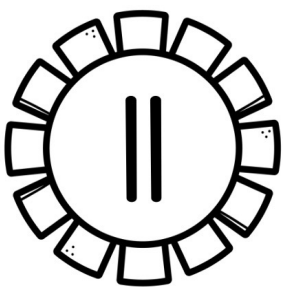










Name: _____

Directions: Color the objects to match the number on the sun.

Count and Color



Name: _____

Sweet Teens

Directions: Read the number. Color the ten frame to show the number.













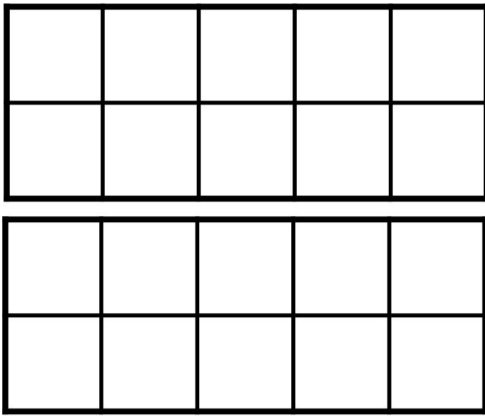





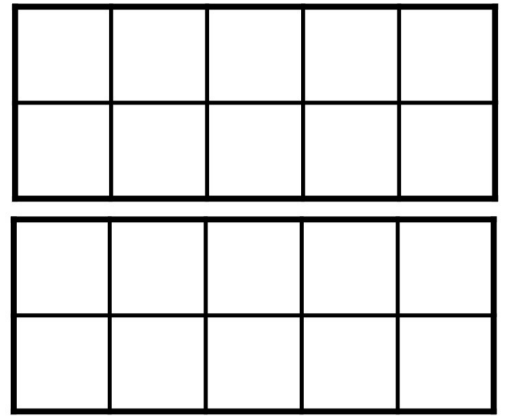

Name: _____

Directions: Color the ten frame to show the number on the ice pop. Then, write an equation to match.

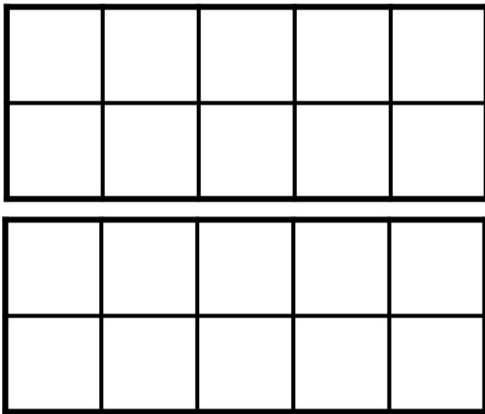

Build the Number



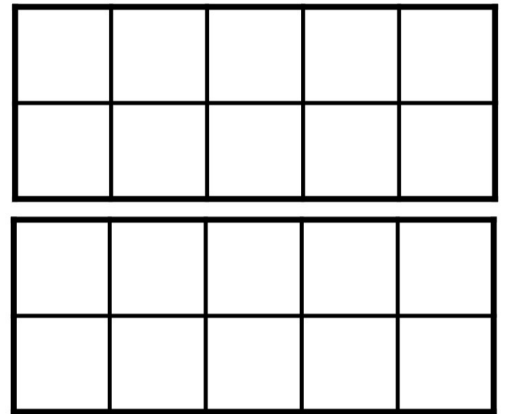

$$\underline{10} + \underline{2} = \underline{\quad}$$



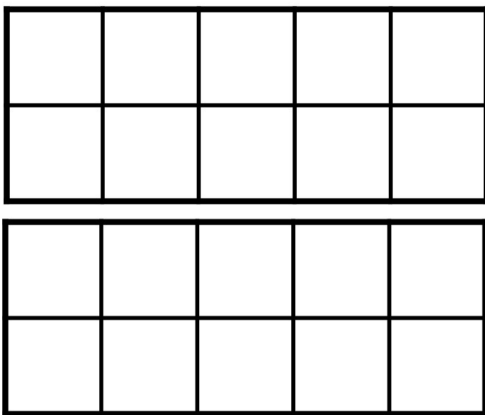

$$\underline{\quad} + \underline{\quad} = \underline{\quad}$$



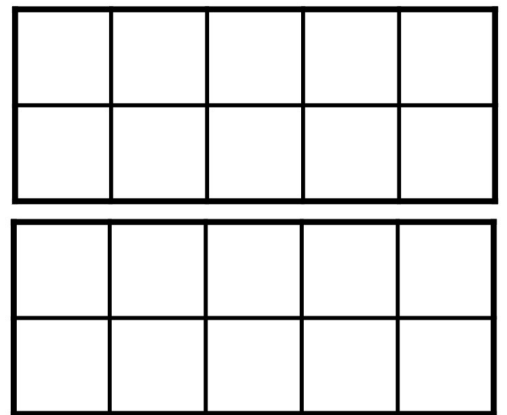
$$\underline{\quad} + \underline{\quad} = \underline{\quad}$$



$$\underline{\quad} + \underline{\quad} = \underline{\quad}$$



$$\underline{\quad} + \underline{\quad} = \underline{\quad}$$



$$\underline{\quad} + \underline{\quad} = \underline{\quad}$$

Name: _____

Color by Code

Addition to 10

blue	green	yellow	orange	brown
6	7	8	9	10

$3+3$ $4+2$ $1+5$ $2+6$

$5+5$ $4+5$ $0+9$

$8+2$ $7+4$ $5+2$

$6+4$ $4+3$ $7+1$


$7+3$ $1+8$ $1+6$

$5+3$ $3+5$ $7+1$

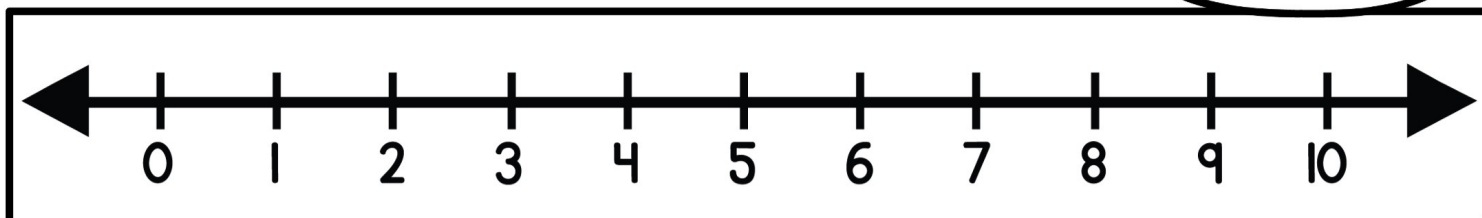
$6+3$ $2+7$

Name: _____

Summer Addition



Directions: Use the number line to solve the addition problems.



$4 + 2 = \underline{\quad}$

$5 + 3 = \underline{\quad}$

$5 + 5 = \underline{\quad}$

$7 + 3 = \underline{\quad}$

$2 + 1 = \underline{\quad}$

$4 + 4 = \underline{\quad}$

$2 + 4 = \underline{\quad}$

$0 + 9 = \underline{\quad}$

$2 + 8 = \underline{\quad}$

$8 + 0 = \underline{\quad}$

$3 + 4 = \underline{\quad}$

$3 + 6 = \underline{\quad}$

$4 + 5 = \underline{\quad}$

$6 + 3 = \underline{\quad}$

$5 + 2 = \underline{\quad}$

$6 + 2 = \underline{\quad}$


$10 + 0 = \underline{\quad}$

$6 + 4 = \underline{\quad}$

Name: _____

Directions: Cut out the fish and use them to solve the subtraction problems.

Under Water Subtraction



$8 - 1 = \underline{\quad}$

$7 - 2 = \underline{\quad}$

$10 - 2 = \underline{\quad}$

$8 - 4 = \underline{\quad}$

$9 - 4 = \underline{\quad}$

$6 - 5 = \underline{\quad}$

$6 - 3 = \underline{\quad}$











$5 - 2 = \underline{\quad}$

$5 - 3 = \underline{\quad}$

$4 - 4 = \underline{\quad}$



$7 - 1 = \underline{\quad}$

$10 - 3 = \underline{\quad}$



Name: _____

Counting by 5s

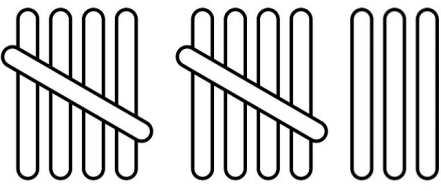

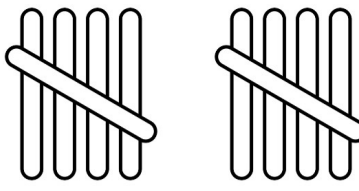

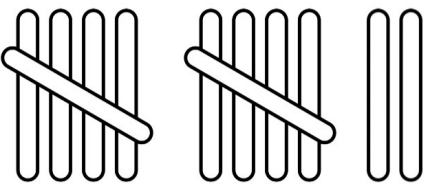



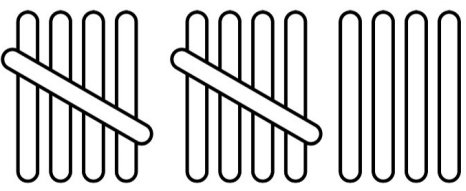



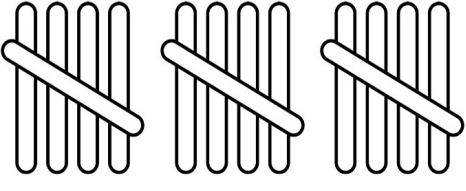



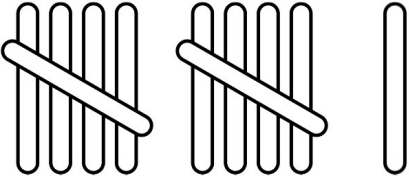

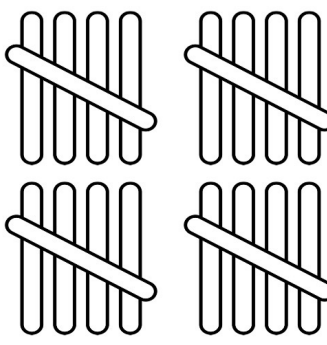



Directions: Count by 5s and write the numbers in the water balloons. Color the balloons to make a pattern.

Name: _____

Sweet Tally Marks










Directions: Count the tally marks. Write the total on the pineapple.

Name: _____

Directions: Count the shells.
Use the word bank to write
the number word on the line.

Number Words



Word Bank

one two three four five

six seven eight nine ten

Name: _____

Directions: Fill in two numbers on the shells to complete the number bonds.

Beachside Bonds

